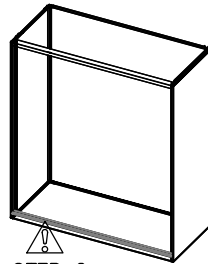


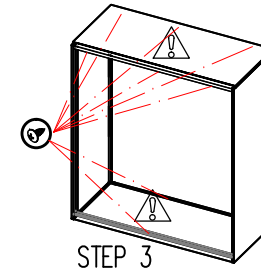
STEP 1

connect the left and right plate with back plate  
by self-tapping screws each 3 pieces (5\*10)



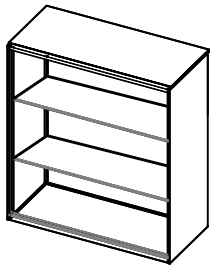
STEP 2

fix the door frame onto both of the side  
plates




STEP 3

install the bottom panel with 2 pcs screws ,  
install top panel with 6 pieces screws ,



install the shelves



Adjust each part till fit well after installation