
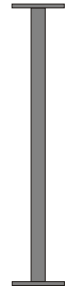


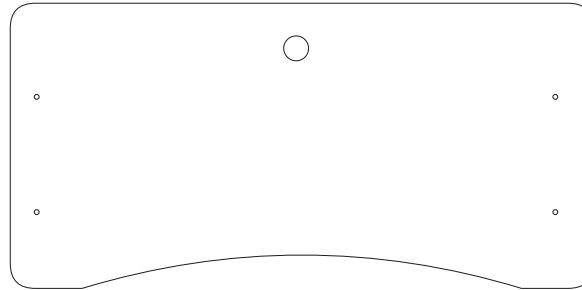
ATTURO OFFICE DESK - ASSEMBLY INSTRUCTIONS



A x 2



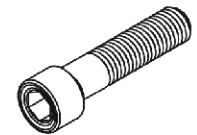
B x 1



C x 1



D x 4



E x 8

STEP 1

Connect parts A to part C with screws D. Place part C on a soft surface (blanket, towel etc.) to prevent scratching the surface.

STEP 2

Connect part B to parts A with screws E.

