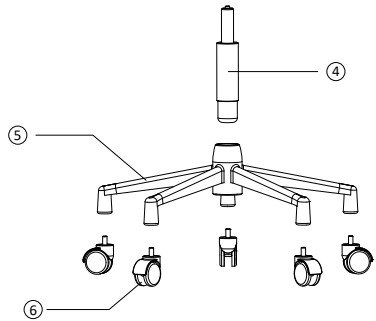
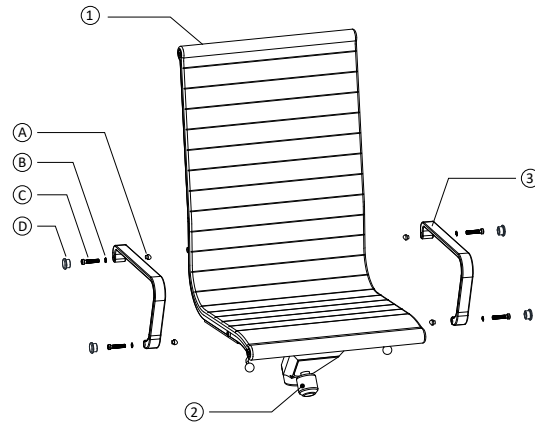


ASSEMBLY INSTRUCTION

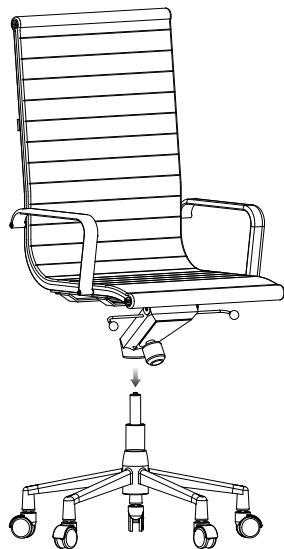
Remove all items from the carton. Verify all pieces before assembly.




STEP 1



STEP 2

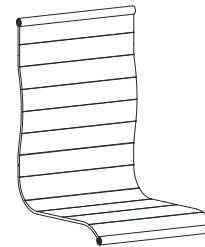


STEP 3

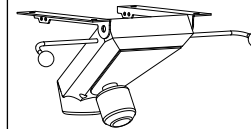


FINISH

① Seat & Back



② Mechanism



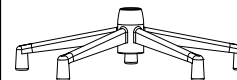
③ Handles



④ Gas Lift



⑤ Base



⑥ Casters - x5



Accessories & Tools

⑧
x4



⑨
M8*18*1.2 - x4



⑩
M8*40MM - x4



⑪
x4



⑫
M6 - x1

